



Protect your little bundle...

from birth and beyond.



Staffordshire
Safeguarding
Children Board





Introduction

Accidents in and around the home are a leading preventable cause of death and emergency hospital admissions for children, particularly those under 5 years.

This booklet is brought to you by the Stoke-on-Trent and Staffordshire Child Death Overview Panel. It is designed to raise awareness of potential hazards and brings together advice from local and national campaigns.

We hope you find the following pages useful, they are packed full of tips you can follow to keep your baby as safe and healthy as possible.

Remember, the best way to keep your little one safe is to keep an eye on them at all times.



How to Reduce the risk of Sudden Infant Death Syndrome (SIDS)

Things you can do to reduce the risk of SIDS



- ✓ Keep your baby **SMOKE FREE** during pregnancy and after birth



- ✓ Place your baby to sleep in a separate cot or Moses basket in the same room as you for the first 6 months

- ✓ Breastfeed your baby

SIDS risk is halved in babies who are breastfed for at least 2 months



- ✓ Use a firm, flat, waterproof mattress in good condition

Sudden infant death syndrome (SIDS) is the sudden and unexpected death of a baby where no cause is found. Whilst SIDS is rare, it can still happen and there are steps you can take to reduce the risk to your baby.

We do not know what causes SIDS. For many babies it is likely that a combination of factors affect them at a vulnerable stage of their development, which leads them to die suddenly and unexpectedly.

Many more babies have died suddenly when placed to sleep on their front or side, than on their back. Since the Back to Sleep Campaign in 1991 the rate of SIDS has dropped by 77%.

- ✓ Put babies on their **BACK** for every sleep
In a **CLEAR, FLAT SLEEP SPACE**


Things to avoid

You should follow the advice for all naps, not just for night time sleep.



Never sleep with your baby on a sofa or armchair

The risk of SIDS is 50 times higher for babies when they sleep on a sofa or armchair



Don't sleep in the same bed as your baby if you smoke, drink or take drugs, or are extremely tired, or if your baby was born prematurely or was of low birth weight



Don't let your baby get too hot or too cold

Don't cover their face or head while sleeping or use loose bedding

Babies need help to stay at the right temperature or they can easily become too hot or too cold. Parents need to check their baby's chest or tummy to be sure they are warm enough. Ask your health visitor if you are unsure about what to dress your baby in for the environment.

Talk to your midwife or health visitor if you have any questions or concerns, or get in touch with The Lullaby Trust at: info@lullabytrust.org.uk Tel: 0808 802 6869 lullabytrust.org.uk

CO-SLEEPING WITH YOUR BABY

Some parents choose to share a bed or other sleep surface (also known as co-sleeping) with their baby.

Make your bed a safer place, whether you doze off accidentally, or choose to bed share:

- Keep your baby away from the pillows, adult duvets and loose bedding
- Make sure your baby cannot fall out of bed or become trapped between the mattress and wall
- Make sure the bedclothes cannot cover your baby's face
- Don't leave your baby alone in the bed, as even very young babies can wriggle into a dangerous position
- It is not safe to bed-share in the early months if your baby was born very small or pre-term

OUT OF YOUR USUAL ROUTINE?

If you are going out, staying with friends or relatives make sure you have a plan where you and your baby will be sleeping. This helps avoid being in high risk situations like falling asleep on a sofa or sharing a bed when you have been drinking.

WARNING

WHEN NOT TO CO-SLEEP

HIGH RISK

It is important for you to know that there are some circumstances in which co-sleeping with your baby can be very dangerous:

- Either you or your partner smokes (even if you do not smoke in the bedroom)
- Either you or your partner has drunk alcohol or taken drugs (including medications that may make you drowsy)
- Your baby was born premature (before 37 weeks)
- Your baby was born at a low weight (2.5kg or 5½ lbs or less)
- Never sleep on a sofa or armchair with your baby, this can increase the risk of SIDS by 50 times

BABY PRODUCTS

Over 1 in 3 parents have bought a baby sleep product they've seen on social media that goes against safer sleep advice, a survey by The Lullaby Trust finds.

Some popular baby sleeping products, including baby sleep pods and nests promoted on social media do not conform to safer sleep advice and could potentially put babies at risk.

Sleeping a baby on a soft surface can increase the risk of SIDS as they make it harder for babies to lose body heat and maintain a safe temperature.

All your baby needs is to be placed on their back in a clear space such as a cot, moses basket with firmly tucked-in sheets and blankets or a baby sleeping bag.



I CAN'T BREATHE.

Smoking in pregnancy and living in a smoking household have been identified as modifiable factors in a high number of neonatal deaths in Staffordshire and Stoke-on-Trent.

Protecting your baby from tobacco smoke is one of the best things you can do to give your child a healthy start in life.

Smoking causes risks of complications in pregnancy and birth, risk of still birth, premature birth, low birth weight, a greater risk of sudden infant death syndrome and problems with the child in later life, such as asthma and other serious illnesses that may need hospital treatment.

Stopping smoking will help both you and your baby immediately. Free programmes are available to help pregnant mums and their partners, or other household members to stop smoking for good:

If you live in Staffordshire

Call 03330 050095 or text QUIT to 60777



If you live in Stoke on Trent

Call 0808 169 1869 or visit quitsmokingstoke.co.uk

What's wrong?

Crying is the most powerful way that a baby can communicate. It's also the only way of letting you know that something's making them unhappy. Sometimes you won't know why your baby is crying, and that is completely normal.

SHAKING YOUR BABY
IS JUST NOT
THE DEAL!



Produced with the kind permission of
Derbyshire Safeguarding Children Board

IF YOU ARE WORRIED ABOUT YOUR BABY'S CRYING
OR GENERAL HEALTH TALK TO YOUR DOCTOR,
MIDWIFE OR HEALTH VISITOR

**If your baby cries they may be
too hot or too cold.....**

ICON





Infant crying is normal and it will stop! Babies start to cry more frequently from around 2 weeks of age. After about 8 weeks of age babies start to cry less.



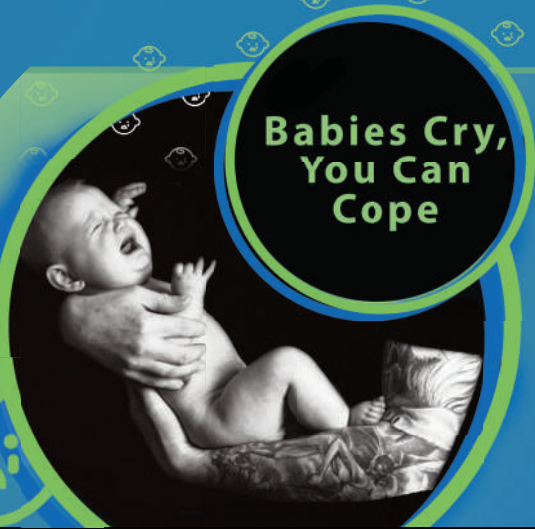
Comfort methods can sometimes soothe the baby and the crying will stop. Is the baby hungry, tired or in need of a nappy change?



It's ok to walk away if you have checked the baby is safe and the crying is getting to you. After a few minutes when you are feeling calm, go back and check on the baby.



Never, ever shake or hurt a baby. It can cause lasting brain damage or death.



**Babies Cry,
You Can
Cope**

Speak to someone if you need support such as your family, friends, Midwife, Health Visitor or GP.

How safe am I from a serious fall?

We're always falling over our feet. But sometimes, when we fall further and hit something hard, we can be badly hurt. Falling downstairs or out of windows can hurt our brains as well as our bodies.



child accident
prevention trust



Every day, 45 children under five, like me, are admitted to hospital because we have fallen and hurt ourselves at home.

Why do we fall so much?

- We love to explore and try new things.
- As we grow up we surprise you, and sometimes us too, with what we can do.
- We are not scared of trying new things and have no sense of danger.
- If we see a chance to do something you have told us not to, because we could get hurt, we might still try to do it because we don't understand what can go wrong.

What can you do to keep me safer at home?

- Once I start crawling, fit safety gates to stop me climbing the stairs or falling down them.
- When buying me a highchair, check it has a five point harness, like the one in my buggy, strap me into my highchair everytime.
- Fit safety catches or locks to our window.
- If you fit window locks, put the keys

somewhere you can find them easily, so we can get out if there is a fire.

- Keep furniture, like my bed or the sofa, away from the windows, to stop me climbing up.


In an emergency

If I am knocked unconscious when I fall, call 999 right away and ask for an ambulance.

The ambulance will be on its way straight away, and the call taker will ask a series of questions until it arrives

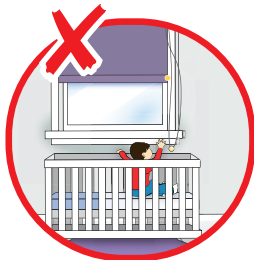
- tell them how long I have been unconscious or, if I'm waking up, how I am – they will tell you what to do while we wait for the ambulance.
- If I wake up, tell me to stay as still as possible, just in case I have broken anything.

**Considered doing a first aid course?
It could save my life in a crisis.**


West Midlands Ambulance Service 
NHS Foundation Trust

Blind cords and chains can kill children

Window or door blind cords and chains can pose a real risk for babies and children. Young children have already tragically died in Staffordshire as a result of blind cord strangulation and many more children have died or been seriously injured across the UK.



Move beds, cots, highchairs and playpens away from window covering cords and chains.



Make sure all cords and chains are always secured out of reach of babies and young children. Do not tie cords or chains together. Make sure cords or chains do not twist and create a loop.



Move furniture away from window covering cords and chains as children love to climb.

Messages from Staffordshire parents who have tragically lost their children.

"You never think it will happen to you."

(Parents of Lillian)

"Ban corded blinds"

(Parents of Harrison)

Make it safe

For further information go to www.makeitsafe.org.uk



make it safe

PLEASE ACT NOW to help to keep your children safe and prevent any further tragedies.

Babies can suffocate on nappy sacks


– at least 18 babies in England and Wales have already died.

Don't:

X Place nappy sacks in or near a baby's cot or pram.

Why do nappy sacks pose a suffocation hazard to babies?

- Babies can suffocate or choke on nappy sacks.
- Young babies naturally grasp anything and put it in their mouths, but they find it more difficult to let go.
- Nappy sacks are flimsy and are small enough to fit in little mouths.



Do:

- ✓ Always keep nappy sacks, plastic bags and other wrapping away from babies and young children.
- ✓ Be aware of suffocation hazards around the home. Keep animals, particularly cats out of babies bedrooms.

Sepsis Awareness

Children in Staffordshire have suffered a sudden death related to infections and sepsis..


Sepsis is a life threatening condition

What are the early signs and symptoms of sepsis?

- Flu-like illness, chest infection
- Fever (high temperature) or very low temperature, or seizures
- Not eating, drinking, sucking poorly, or vomiting
- Fast or slow heart rate
- Pale or discoloured skin
- Fast breathing or trouble breathing
- Weakness, irritability, drowsiness, and harder to wake than normal
- Has a fit or convulsion
- Localised muscle tenderness, severe muscle aches

What should I do if these symptoms develop:

- Contact your GP or seek medical advice immediately



Childhood Immunisations

Some infectious diseases can kill children or cause lasting damage to their health.

Your child's immune system needs help to fight those diseases. Immunisation gives protection against some infectious diseases. Vaccines stimulate the body to produce antibodies that fight infection. Immunisation is also known as 'vaccination', 'jab' or 'injection'.

For further information go to:

<https://www.gov.uk/government/publications/national-flu-immunisation-programme-plan/national-flu-immunisation-programme-2022-to-2023-letter>



GOV.UK



FLU



Children under six months are too young to have the flu vaccine, this is why it is important that expectant mothers have a flu vaccination. Pregnant women can have the flu vaccine at any stage of their pregnancy.

Children from 6 months to 2 years of age who are in a high risk group can be given the QIVe flu vaccine. Children over 2 years old will be invited to have the flu vaccine.

- The best way to protect yourself and your loved ones against influenza (flu) is to get a flu vaccine every flu season
- Flu vaccine has been shown to reduce flu illnesses, hospitalisation and even death in children
- Vaccinating pregnant women helps protect them from flu illness and has been shown to help protect the baby for several months
- Even if you think you've had flu, you should still have the vaccination

For further information about the flu vaccination go to:

www.nhs.uk/conditions/vaccinations/child-flu-vaccine/

A CHILD'S SNEEZE

The average speed of a sneeze can approach about 100 miles per hour. The distance particles can travel can be as far as 10 feet.

A young child with pigtails is looking into the circular opening of a washing machine. The machine's interior is filled with laundry, including a yellow towel and a red garment. In the foreground, two bright blue, rectangular liquid detergent pods are prominently displayed, partially obscuring the view of the child. The text 'Loads...' is written in large, white, bubbly letters with a blue outline, positioned in the upper left quadrant. The text 'of temptation?' is written in large, white, bubbly letters with a red outline, positioned in the lower left quadrant.

Loads...

of temptation?

Liquid tabs may look like sweets or toys to young children. They are highly toxic and can cause severe problems if swallowed.

Store all household cleaning products out of reach. Safety caps and lids slow children down but don't rely on them.

Put away painkillers, medicines, e-cigarettes and air fresheners – they are very poisonous to children and can be fatal. Discourage children from eating any plants or fungi when outside.

In the event of an accident follow advice on the product and seek **URGENT** medical attention.

Be one step ahead

Button batteries power everyday objects like car key fobs, remote controls and children's toys.

Batteries react with saliva and if a child swallows a button battery it can burn holes and cause internal bleeding and even death

They can be fatal if swallowed.



Take action today, put them away

Sadly a little girl from Staffordshire was rushed to hospital for emergency surgery after she started to vomit blood, but tragically died during the operation. Her devastated mother later discovered a remote control with a missing battery.

Trust your instincts

- The symptoms of swallowing a button battery may not be obvious.
- Your child might be coughing, gagging, or drooling, or pointing to their throat or tummy at times so it is important to be vigilant.
- Even if there are no symptoms, trust your instincts and act fast .
Call 999 for an ambulance or take them straight to the nearest Accident and Emergency.



ANYTHING CAN BLOCK YOUR CHILD'S AIRWAY!

Rounded foods, and anything difficult to chew or swallow. 'Babies can even choke on milk.'

WHAT CAN WE DO?

- ✓ Give your children foods in small amounts
- ✓ Cut grapes and cherries etc. into quarters
- ✓ Give cooked or soft fruit and vegetables, avoid hard foods such as raw carrot
- ✓ Increase texture of foods gradually
- ✓ Cook until soft rather than raw pieces
- ✓ Teach older children not to give small toys to younger children
- ✗ Do not prop up or leave babies alone with a bottle



Choking

What to do if a child is choking

1. Cough it out

- Encourage the child to keep coughing

2. Slap it out

- Give 5 sharp back blows between the shoulder blades
- Check their mouth each time

3. Squeeze it out

- Give 5 abdominal thrusts
- Check their mouth each time

4. Call 999/112 for emergency help

- Repeat steps 2 and 3 until help arrives.

Courtesy of



St John Ambulance 08700 104950 www.sja.org.uk



What to do if a baby is choking

1. Slap it out

- Lay your baby face down on your thigh and support their head
- Give 5 back blows between their shoulder blades
- Turn them over and check their mouth each time

2. Squeeze it out

- Using two fingers, give 5 downward chest thrusts
- Check the mouth each time

3. Call 999/112 for emergency help

- Take your baby with you to call
- Repeat the steps 1 to 2 until help arrives.

Preventing Burns and Scalds

- ✓ Turn off all electrical equipment you are not using
- ✓ View fireworks from a safe distance, at least 8m for garden fireworks and 25m for display fireworks
- ✓ Ensure your fire alarm is working, and a carbon monoxide alarm is fitted
- ✓ Check the heat of the water, a good test is your elbow. Put cold water in the bath first
- ✗ Keep matches and lighters out of sight and reach of children
- ✗ Never let children play with fireworks of any type
- ✗ Do not place beds against radiators

WARNING

Hair Straighteners can cause serious burns to children

- ✓ Switch off after use
- ✓ Put in a heat resistant bag
- ✓ Put straighteners and flex out of reach of children



A child's skin is far more sensitive than an adults

- ✓ Switch off appliances after use
- ✓ Keep hot drinks out of a child's reach
- ✓ Use a cordless kettle
- ✓ Use the back rings of your cooker and keep handles away from the edge
- ✓ If possible keep children out of the kitchen when cooking
- ✗ Don't drink hot drinks with your child on your lap or in your arms

'95% of all childhood burns and scalds happen at home. Most are caused in the day-to-day situations that many parents don't anticipate, like children reaching a hot drink or grabbing hair straighteners'

For Safe and Well advice contact Staffordshire Fire and Rescue Service on 0800 0241 999

car seat Safety

Take me out of the car seat when the journey is over... even if I'm sleeping

Baby car seats are designed to keep your baby safe and secure for the car journey **ONLY** and should not be used as an alternative place for babies to sleep/nap.

A baby is in a restricted position, for example when sitting in a car seat or infant rocker. Newborns and young infants don't have the neck strength to lift their heads and breathe.

ROSPA advise that in the first few months of life journeys should be kept short, ideally no longer than 30 minutes, and to take your baby out of the car seat for a stretch regularly.



Don't let your baby get too hot in the car

Drowning

Babies can drown in as little as 25mm of water

25mm

- ✗ Never leave a baby or child in the bath unsupervised, not even for a minute.
- ✗ Never leave a baby or child alone in a bath seat.
- ✓ Constantly supervise and stay with children in swimming pools.
- ✓ Empty paddling pools and store them away when not in use.
- ✓ If you have a pond always supervise closely, fence it or fill it in!!
- ✓ Be careful when children visit gardens or parks that have ponds or lakes.

The sea and shorelines can change quickly with waves, tides and hidden currents that can drag you out in seconds. Adults and children should never swim in rivers, lakes and reservoirs. Respect the Water.



In an
emergency
999

Contacts

For further information or advice contact:

111 www.nhs.uk **NHS**

For your Health Visitor:

Tel:

For your GP:

Tel: